

**SAN CARLOS PARK FIRE PROTECTION & RESCUE SERVICE DISTRICT
BOARD OF FIRE COMMISSIONERS MEETING AGENDA**

Date: April 9, 2026

6:00 p.m.

**19591 BEN HILL GRIFFIN PARKWAY
FORT MYERS, FL 33913**

Meeting Called to Order

Pledge of Allegiance

Moment of Silence

Fire Commissioner Roll Call

Adoption of Agenda (Approval)

Consent Agenda (Approval, Discussion or Items to be pulled for discussion)

The items listed are considered routine and actions will be taken by one motion; if a Commissioner desires discussion, the specific item will be removed during the Adoption of the Agenda and considered separately.

- Approval of Records of Proceedings
 - March 12, 2026, Regular Board Meeting Minutes
- Approval of March 2026 Treasurers Report
- Approval of Bills to be paid.

Fire Chief's Report – Items to be pulled

Old Business [Note: Prior to Board action being taken on each of the Business Agenda Items, (old and new business) members of the public will have up to three (3) minutes per person to make public comment on each of the agenda items after the Fire Commissioners have had their discussion]

New Business

Public Input: Allocates up to 3 minutes each

Adjournment

PLEDGE OF CIVILITY

We will be respectful of one another even when we disagree.

We will direct all comments to the issues raised.

We will avoid personal attacks.

“Politeness cost so little.” Abraham Lincoln

ADA COMPLIANCE: In accordance with Florida Statute 286.26: Persons with disabilities needing assistance to participate in any of these proceedings should contact San Carlos Park Fire District at 239-267-7525 at least 48 hours prior to the meeting.

**SAN CARLOS PARK FIRE DISTRICT
REGULAR BOARD MEETING
APRIL 9, 2026**

RECORD OF PROCEEDINGS FROM MARCH 12, 2026, REGULAR BOARD MEETING:

Commissioner Hathaway opened the regular board meeting at 6:00 p.m.

Pledge of Allegiance

Moment of Silence

ROLL CALL

Fire Commissioners Present:

Commissioner Darleen Hathaway

Commissioner Mark Stirns

Commissioner Matthew Fields

Commissioner Steve Tokarz

Administrative Staff Present:

Fire Chief David Cambareri

Assistant Chief Glen Van Brunt

Division Chief Lucus Karth

Executive Assistant Jennifer Bossi

ADOPTION OF AGENDA

Commissioner Stirns made a motion to approve and adopt the agenda. Commissioner Fields seconded. The motion was voted upon, with no questions, the motion carried unanimously.

PUBLIC COMMENT

None

CONSENT AGENDA

ITEMS TO BE PULLED FOR DISCUSSION

- 5223100 Professional Services discussion

Commissioner Stirns made a motion to approve the Consent Agenda. Commissioner Fields seconded. The motion was voted upon, with no further questions, the motion carried unanimously.

CHIEF'S REPORT

- Awards Ceremony after the meeting
- 2024/2025 Audit is underway
- Fire & Rescue Calls January (539), new report explained

OLD BUSINESS

- New Fire Inspector has been hired
- Union Negotiations are still ongoing
- Engine 53 rebuild in Georgia expected to ship in April and be completed in December

NEW BUSINESS

None

PUBLIC INPUT

None

Commissioner Hathaway adjourned the meeting at 6:07 p.m.

Respectfully Submitted,
Commissioner Steve Tokarz
Treasurer/Secretary

**San Carlos Park Fire Protection & Rescue Service District
Bank Account Balances**

	<u>Bank Balance</u>
	<u>3/31</u>
Truist Op Savings Account	24,892,612.86
Truist Operating Account	1,026,115.84
Truist Impact Fee Account	2,337,675.88
Truist Comp Absences Acct	1,242,941.54
Truist Petty Cash Account	2,440.37
FL Safe Asset Fund	5,597,740.00
Synovus Operating Account	1,041,520.72
Synovus Op Savings Account	2,011,426.70
Synovus Impact Fee Account	-10.00
Synovus Comp Absences Acct	-10.00
Synovus Petty Cash Account	992.69
TOTAL	38,153,446.60

Interest Earnings:	<u>Interest Rate</u>	<u>3/31</u>	<u>Qtr 1 to 12/31/25</u>	<u>Qtr 2 to 3/31/26</u>	<u>Qtr 3</u>	<u>Qtr 4</u>
Truist Operating Savings	2.50%	\$ 61,109.69	\$ 109,718.74	\$ 169,810.54	\$ -	\$ -
Truist Impact Fee	2.50%	\$ 4,938.13	\$ 14,377.36	\$ 14,365.52	\$ -	\$ -
Truist Comp Absences	2.50%	\$ 2,625.60	\$ 7,712.40	\$ 7,638.14	\$ -	\$ -
Synovus Op Savings	3.50%	\$ 5,382.04	\$ -	\$ 5,382.04	\$ -	\$ -
Synovus Impact Fee	3.50%	\$ -	\$ -	\$ -	\$ -	\$ -
Synovus Comp Absences	3.50%	\$ -	\$ -	\$ -	\$ -	\$ -
Synovus Petty Cash	3.50%	\$ 2.69	\$ -	\$ 2.69	\$ -	\$ -
FL Safe	3.72%	\$ 17,642.29	\$ 55,874.01	\$ 51,076.24	\$ -	\$ -
		\$ 91,700.44	\$ 187,682.51	\$ 248,275.17	\$ -	\$ -

Quarter 1	\$ 187,682.51
Quarter 2	\$ 248,275.17
Quarter 3	\$ -
Quarter 4	\$ -
FY 25-26 Interest Earned	\$ 435,957.68

San Carlos Park Fire Protection & Rescue Service District

04/07/26

Monthly Check Detail

Accrual Basis

March 11 through April 7, 2026

Name	Num	Amount	Memo
Mar 11 - Apr 7, 26			
Amazon.com	ACH	-817.80	Supplies
American Pest Pro	ACH	-997.00	Pest Control for all stations
American Pest Pro	ACH	-563.00	Pest Control
Ameritas	ACH	-3,882.83	Employee 457b/Roth contributions
Ameritas	ACH	-3,882.83	Employee 457b/Roth contributions
Bound Tree Medical	ACH	-194.50	Medical Supplies
Bound Tree Medical	ACH	-150.59	Medical Supplies
BSFD Fleet Maintenance	ACH	-167.50	Vehicle Maintenance
Channel Innovations	ACH	-290.00	St 53 service
Cigna	ACH	-224,845.39	Health insurance
Combined Insurance	ACH	-2,357.90	Employee ancillary insurance premium
Convergent	ACH	-3,464.88	Cabling & new allworx phones
Cummins Sales and Service	ACH	-1,006.03	Vehicle Repair Unit 1844
Dick Williams	ACH	-22.63	Air Hose
Dick Williams	ACH	-599.55	Vehicle Parts/Maintenance
Direct Deposits - all banks	ACH	-17,930.00	Employee payroll
Direct Deposits - all banks	ACH	-17,930.00	Employee constant direct deposits
Division of Retirement	ACH	-18,431.90	FRS employee contributions
Drug Testing Place	ACH	-705.70	Staff Tests
EMCI Wireless	ACH	-757.00	Repair
Expert Pay	ACH	-318.86	Child support contributions
Expert Pay	ACH	-318.86	170002990DR36, 150003143DR36
FMPTF	ACH	-5,989.90	Chapter 175 Employer Contribution
FMPTF	ACH	-5,947.44	Chapter 175 Employer Contribution
FMPTF	ACH	-198,646.82	Chapter 175 Employer Contribution
Forest Utilities, Inc.	ACH	-67.82	Sta. #2 sewer
G23 Services LLC	ACH	-1,204.00	Monthly Services
Genuine Parts Co	ACH	-555.92	Parts
Grainger	ACH	-78.01	St 53 Fire Extinguisher
Intuit	ACH	-16.00	Melio costs
IRS	ACH	-208.60	Payroll taxes
IRS	ACH	-96,896.83	Payroll taxes
IRS	ACH	-95,245.35	IRS taxes
KA Lafferty, Inc.	ACH	-7,500.00	Medical Director Fees
Lee Co Board of County Com...		-20,992.73	Funds Transfer - deposit made in error
Lee Co Property Appraiser	ACH	-34,049.60	Quarterly Ad Valorem Payment
Lee Co Utilities	ACH	-253.88	Lee Co Util - Sta. #5
LeeSar Regional Service Center	ACH	-54.80	Medical Supplies
LeeSar Regional Service Center	ACH	-1,260.33	Medical Supplies
LeeSar Regional Service Center	ACH	-54.80	Medical Supplies
LeeSar Regional Service Center	ACH	-54.80	Medical Supplies
Lehigh Acres Fire District	ACH	-4,309.39	Tablet Command Annual service 2/1/2...
Lowe's	ACH	-565.04	Station supplies
Miners Refrigeration	ACH	-290.00	St 51 Freezer service call
Motorola - local	ACH	-9,802.81	Vehicle Parts
Naco Southwest	ACH	-6,479.01	Employee 457b contributions
Naco Southwest	ACH	-6,479.01	Employee 457b contributions
Nafeco	ACH	-658.93	Uniforms
NexAir	ACH	-132.83	Supplies
NFPA	ACH	-50.00	Membership Renewal - Cambareri 301...
Ogletree, Deakins, Nash, Smo...	ACH	-1,909.50	Legal Fees
Principal Financial Group-Cam...	ACH	-58.16	Cambareri life insurance per contract
Pro Print, Inc	ACH	-330.00	Business Cards for Martine & Dalton
QuickBooks Payroll Service	ACH	-1,078.58	Created by Payroll Service on 03/10/2...
QuickBooks Payroll Service	ACH	-236,479.70	Created by Payroll Service on 03/11/2...
QuickBooks Payroll Service	ACH	-233,362.00	Created by Payroll Service on 03/25/2...
Ryan Petroleum	ACH	-2,737.34	Fuel
Southwest Florida F/F Union	ACH	-1,987.80	Union dues contributions
Southwest Florida F/F Union	ACH	-249.48	Union benevolent dues
Southwest Florida F/F Union	ACH	-2,232.66	Employee union dues
Speedy Electric	ACH	-7,507.31	St 53 Electrical Work
Summit Broadband	ACH	-360.18	Sta. #54 TV/internet/phone service
Sunshine Ace Hardware-Capit...	ACH	-63.56	Supplies
Team Equipment	ACH	-1,091.23	Ion Batteries
Ten - 8 Equipment Inc.	ACH	-1,494.73	Vehicle Repairs/Parts
TransAmerica	ACH	-81,000.00	PEHP FY 25-26 funding
Truist Visa	ACH	-21,505.49	Car washes, parts, accomodations, etc

3:16 PM

San Carlos Park Fire Protection & Rescue Service District

04/07/26

Monthly Check Detail

Accrual Basis

March 11 through April 7, 2026

<u>Name</u>	<u>Num</u>	<u>Amount</u>	<u>Memo</u>
Waste Pro of Florida, Inc (FTM)	ACH	-373.53	Sta. #1 garbage service
Waste Pro of Florida, Inc (FTM)	ACH	-382.98	Sta. #3 garbage service
Waste Pro of Florida, Inc (FTM)	ACH	-373.53	Sta. #4 garbage service
Waste Pro of Florida, Inc (FTM)	ACH	-222.28	Sta. #5 garbage service
Mar 11 - Apr 7, 26		<u>-1,392,279.44</u>	

**APRIL 9, 2026
REGULAR BOARD MEETING
CHIEF'S REPORT**

1. Second Quarter Report – A second quarterly report for budget year 2025-2026 is attached for your review and will be discussed at the meeting.
2. Fire & Rescue Calls – The San Carlos Park Fire Protection and Rescue Service District ran a total of 545 fire and rescue calls for the month of March 2026. Staff has been busy with training, community events and station maintenance.

Respectfully submitted,

A handwritten signature in black ink, appearing to read 'D. Cambareri', with a stylized flourish at the end.

David Cambareri
Fire Chief

San Carlos Park Fire Protection & Rescue Service District

Expenses Profit & Loss Budget vs. Actual

October 2025 through March 2026

	<u>Oct '25 - Mar 26</u>	<u>Budget</u>	<u>\$ Over Budget</u>	<u>% of Budget</u>
Ordinary Income/Expense				
Expense				
5221200 · Staff Regular Salaries	4,333,931.13	10,992,603.00	-6,658,671.87	39.4%
5221400 · Overtime Salaries	479,870.53	1,014,396.00	-534,525.47	47.3%
5221500 · Special Pays	28,470.00	289,060.00	-260,590.00	9.8%
5222100 · FICA Tax 7.65%	354,598.45	863,180.00	-508,581.55	41.1%
5222200 · State Retirement	1,409,604.18	2,179,225.00	-769,620.82	64.7%
5222300 · Life & Health Insurance	1,264,875.66	2,743,790.00	-1,478,914.34	46.1%
5222400 · Worker's Compensation	197,825.35	303,200.00	-105,374.65	65.2%
5223100 · Professional Services	469,358.74	1,796,967.00	-1,327,608.26	26.1%
5223200 · Audit & Accounting Services	600.00	43,500.00	-42,900.00	1.4%
5224000 · Travel and Per Diem Expense	17,326.05	51,000.00	-33,673.95	34.0%
5224100 · Communication Service	81,467.16	138,389.00	-56,921.84	58.9%
5224300 · Utility Services	32,747.08	95,367.00	-62,619.92	34.3%
5224500 · District Insurance	148,633.01	323,403.00	-174,769.99	46.0%
5224600 · Repair & Maintenance	331,847.16	708,118.00	-376,270.84	46.9%
5224700 · Printing & Binding	1,176.24	3,100.00	-1,923.76	37.9%
5224800 · Promotional Activity	865.16	18,470.00	-17,604.84	4.7%
5224900 · Other Current Charges	252.71	14,000.00	-13,747.29	1.8%
5225100 · Office Supplies	1,242.62	7,000.00	-5,757.38	17.8%
5225200 · Operating Supplies	149,831.88	423,615.00	-273,783.12	35.4%
5225400 · Training	140,468.21	676,205.00	-535,736.79	20.8%
5226400 · Capital Outlay-Mach&Equip	128,999.66	1,133,345.00	-1,004,345.34	11.4%
5226500 · Construction Expenses	-333,820.95	3,561,797.00	-3,895,617.95	-9.4%
5227100 · Debt Service-Principal	324,662.68	324,663.00	-0.32	100.0%
5227200 · Debt Service-Interest	123,980.96	123,983.00	-2.04	100.0%
Total Expense	<u>9,688,813.67</u>	<u>27,828,376.00</u>	<u>-18,139,562.33</u>	<u>34.8%</u>
Net Ordinary Income	<u>-9,688,813.67</u>	<u>-27,828,376.00</u>	<u>18,139,562.33</u>	<u>34.8%</u>
Net Income	<u><u>-9,688,813.67</u></u>	<u><u>-27,828,376.00</u></u>	<u><u>18,139,562.33</u></u>	<u><u>34.8%</u></u>

Filter statement

Filters **Days in Core incident onset date/time** 3/1/26 to 3/31/26 | **Incident status** Locked

Fire Incident Count (NERIS)

Count of Incidents by month, day, hour of day, station, shift, and unit

Count of Total Incidents

Count of Incidents

545

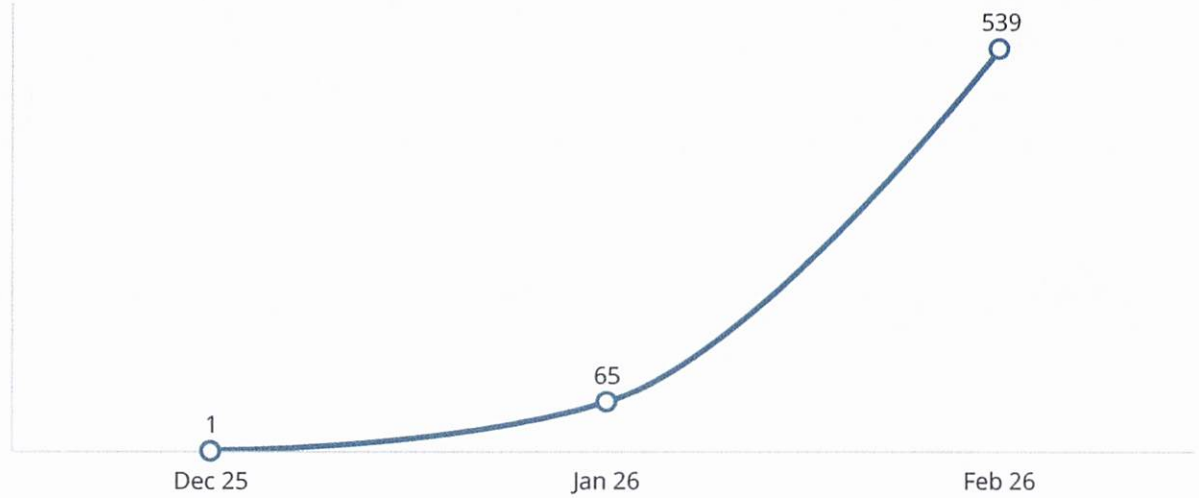
Filter statement

Filters **Days in Core incident onset date/time** 3/1/26 to 3/31/26 | **Incident status** Locked

Incident Count By Month (This Year)

Months in Core incident onset date/time	Co
03/2026	
Count of Incidents	

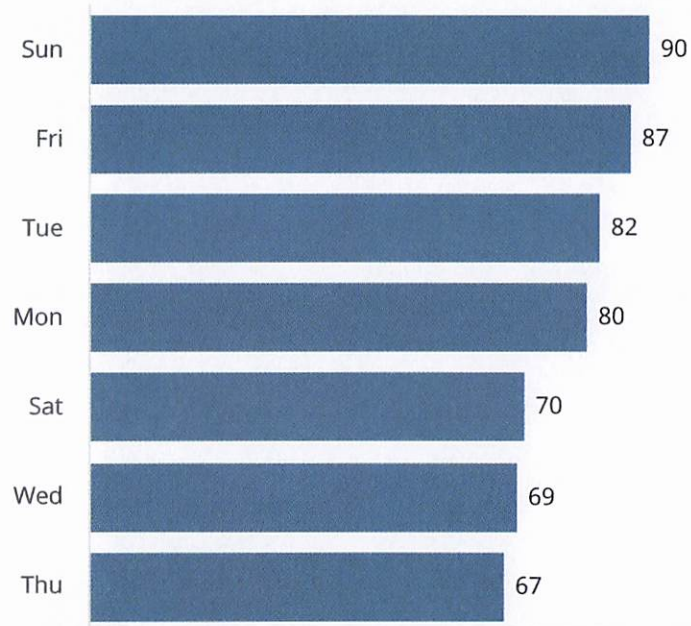
Incident Count By Month (This Year)



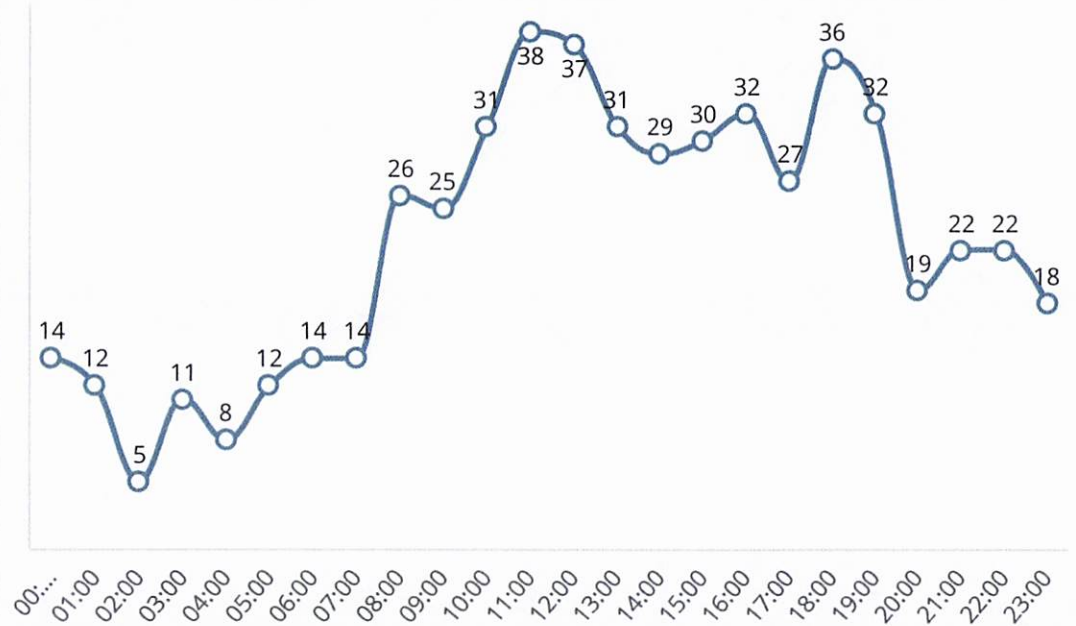
Filter statement

Filters Days in Core incident onset date/time 3/1/26 to 3/31/26 Incident status Locked

Incident Count by Day of Week



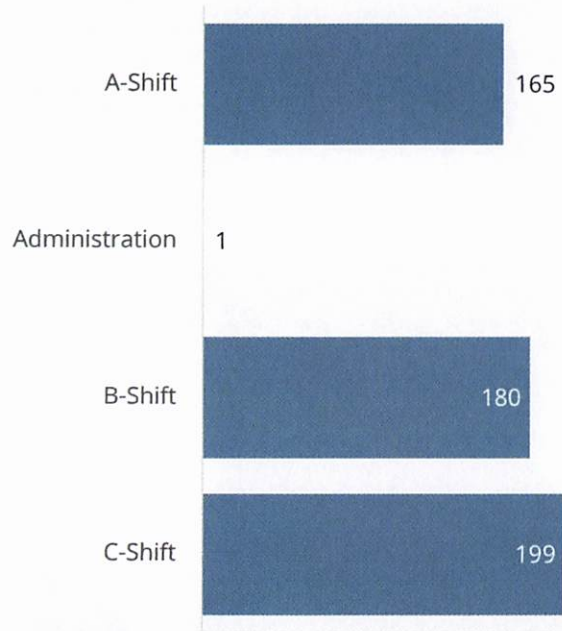
Incident Count by Hour of Day



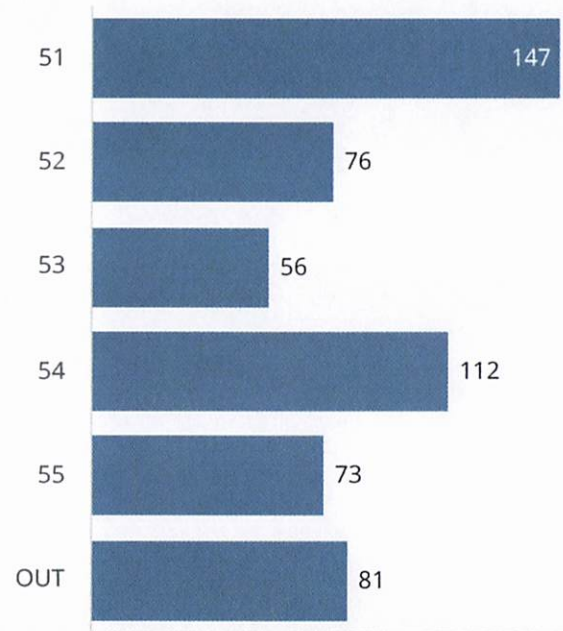
Filter statement

Filters Days in Core incident onset date/time 3/1/26 to 3/31/26 | Incident status Locked

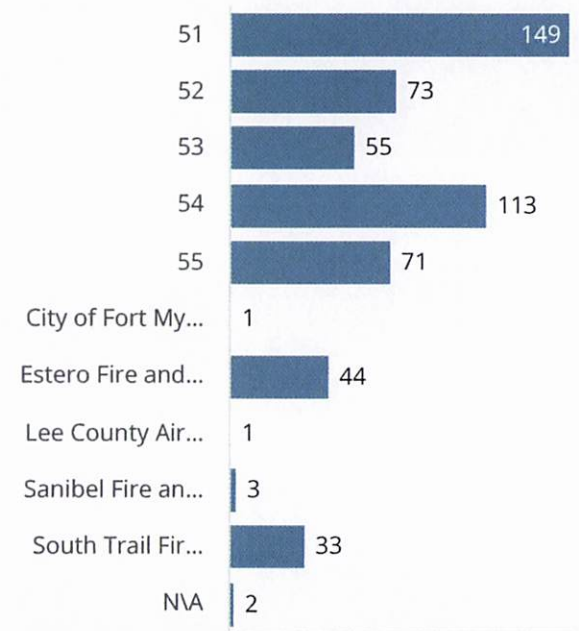
Incidents by Shift



Incidents by Zone



Incidents by District

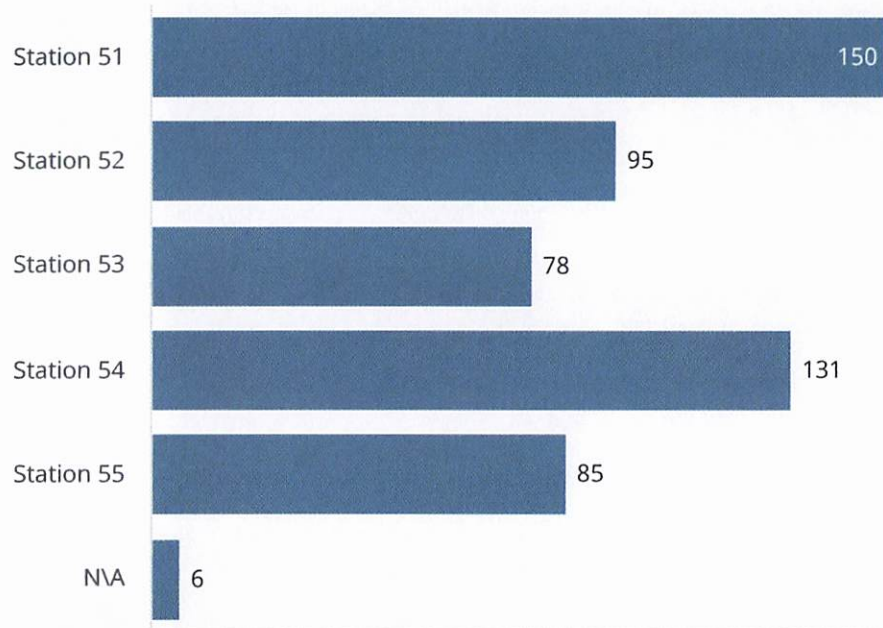


Fire Incident Count (NERIS) Apr 6, 2026 2:50:37 PM Fire Incidents (NERIS)


Filter statement

Filters **Days in Core incident onset date/time** 3/1/26 to 3/31/26 | **Incident status** Locked

Incidents by Station



Incidents by Battalion

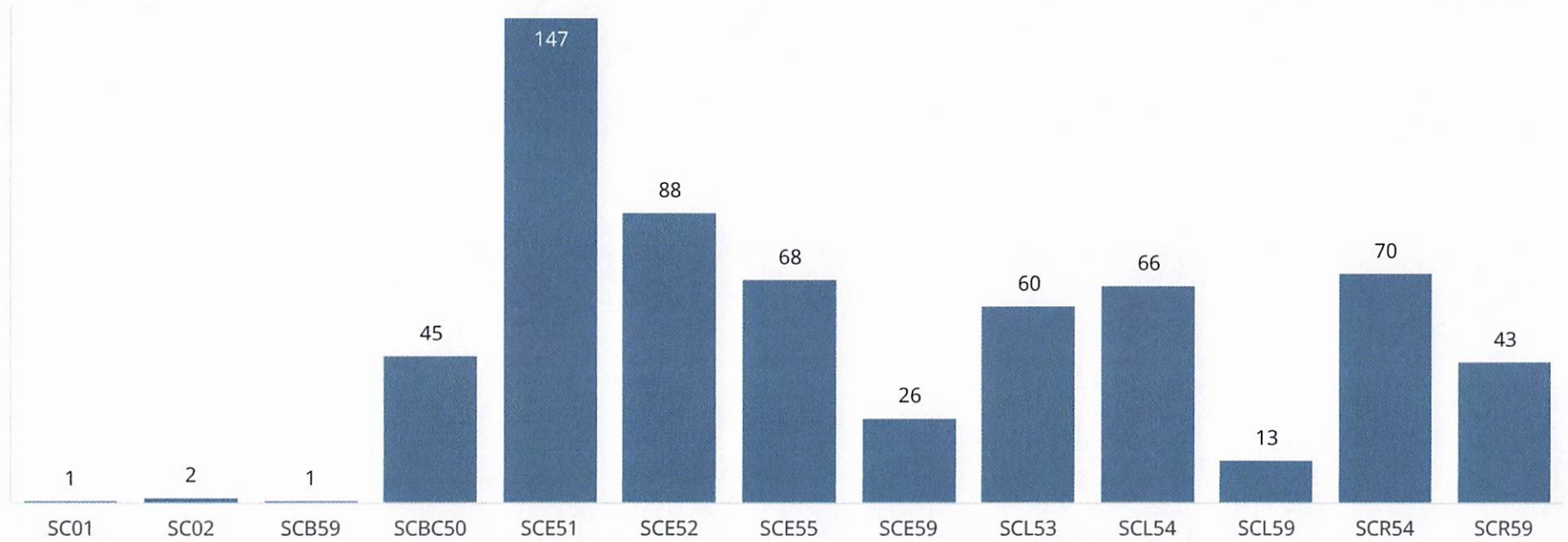


Fire Incident Count (NERIS) Apr 6, 2026 2:50:37 PM Fire Incidents (NERIS)

Filter statement

Filters **Days in Core incident onset date/time** 3/1/26 to 3/31/26 | **Incident status** Locked

Incident Count by Unit



Percent of Incident Responses by Incident Type

